

CSC 412/2506:  
Probabilistic Machine Learning  
Week 1: Introduction and Preliminaries

Denys Linkov

University of Toronto

# First part of the lecture

- What is this class about?
- Administration details

## This course cont.

- Introduction to **probabilistic** machine learning (PML).
- We introduce many fundamental concepts of PML.
- Aimed at advanced undergrad and master level graduate students.
- We will use **a fair amount of** multivariate calculus, probability, and linear algebra.

# This course

- Make predictions when there is uncertainty
- Combine probability and graph theory to simplify calculations
- Learn to sample from unknown distributions reliably
- How PML, GenAI and LLMs intersect
- Build breadth through Paper review and reading



# Do I have the appropriate background?

- **Linear algebra**: vector/matrix manipulations, properties.
- **Calculus**: partial derivatives/gradient.
- **Probability**: common distributions; Bayes Rule.
- **Statistics**: expectation, variance, covariance, median; maximum likelihood.
- **Machine Learning**: Regression, Basic NN, SGD

# Course Information

Course Website: <https://diophontine.github.io/csc412/>

Main source of information is the course webpage; check regularly!

We will also use Quercus for **announcements & grades etc.**

- You received an announcement on Monday.

We will use Piazza for **discussions.**

- Sign up via quercus or:  
<https://piazza.com/utoronto.ca/winter2025/csc412>
- Your grade **does not depend on your participation on Piazza.** It's just a good way for asking questions, discussing with your instructor, TAs and your peers. We will only allow questions that are related to the course materials/assignments/exams.

# Course Information

- This course have two *identical* sections:
  - ▶ Section 1: Monday 6-9pm
  - ▶ Section 2: Thursday 6-9pm
- You are welcome to attend either one of the sections.
- 2h lecture by Instructor + 1h tutorial by TAs
- Instructor office hours are TH 5-6pm BA2272
- TA office hours will be announced with each assignment.
- Questions during lectures/tutorials are always welcome!

# Course Information

- While cell phones and other electronics are not prohibited in lecture, talking, recording or taking pictures in class is strictly prohibited without the consent of your instructor.
- We will record and post the lecture on the course website for your convenience. Please do not distribute the recordings and other course materials that are not publicly available! Check course syllabus for policy.
- Lecture slides and notes will be posted on the course webpage! Please do let us know about typos you notice and/or any suggestions you might have.

- The absence declaration will be considered sufficient to indicate absence. It is student's responsibility to inform the instructor in a timely manner.
- For accessibility services: If you require additional academic accommodations, please contact UofT Accessibility Services as soon as possible, [studentlife.utoronto.ca/as](https://studentlife.utoronto.ca/as).

Recommended readings will be given for each lecture. The following will be useful throughout the course:

- Murphy: “Machine Learning: A Probabilistic Perspective”, 2012.
- Murphy: “Probabilistic Machine Learning: An introduction”, 2022.
- Murphy: “Probabilistic Machine Learning: Advanced topics”, 2023.
- Bishop: “Pattern Recognition and Machine Learning”, 2006.
- Hastie, Tibshirani, and Friedman: “The Elements of Statistical Learning”, 2009.

There are lots of freely available, high-quality ML resources.

# Requirements and Marking

- Four homework assignments
  - ▶ Combination of pen & paper derivations and coding exercises
  - ▶ A1 and A2, 10% each
  - ▶ A3 6%
  - ▶ A4 9% Topic investigation
  - ▶ For a total of 35%
- Midterm
  - ▶ 24/27 February (tentative)
  - ▶ ~ 2 hours
  - ▶ Worth 25% of course mark
- Final Exam
  - ▶ ~ 3 hours
  - ▶ Date and time TBA
  - ▶ Worth 40% of course mark
- Exam questions are generally conceptual/theoretical, minimal coding.
- **Everybody must take the final exam! No exceptions.**

## More on Assignments

- Collaboration on the assignments is allowed. After attempting the problems on an individual basis, you may discuss and work together on the homework assignments with **up to two classmates**. However, you must write your **own code** and write up your **own solutions** individually and **explicitly name any collaborators** at the top of the homework.
- No strict policy against using LLMs in assignments.
- The schedule of assignments will be posted on the course webpage.
- Assignments should be handed in by deadline; a late penalty of 10% **per day** will be assessed thereafter (up to 3 days, then submission is blocked).
- Extensions will be granted only in special situations, and you will need to fill out absence declaration form and **inform the instructor** or have documentation from the accessibility services.
- You will be using Python and Numpy on assignments.



## Related Courses

- STA314 and CSC311: Intro ML (we build on these courses)
- STA414/2104: Mostly same material
- **CSC412/2506: This course**
- CSC413: Neural networks and deep learning
- STA302: Linear regression and classical statistics
- CSC2515: Advanced CSC311
- CSC2532: Learning theory - Focus on mathematics of ML
- Various topics and seminar style courses offered at DoSS and DCS

# Provisional Calendar (tentative)

- week 1, Jan 6/9:
  - ▶ Introduction
  - ▶ Probabilistic models (exponential families, MLE)
- week 2, Jan 13/16:
  - ▶ Statistical Decision Theory
  - ▶ Directed graphical models I (DAGs)
- week 3, Jan 20/23:
  - ▶ Directed graphical models II (DAGs)
  - ▶ Markov Random Fields
  - ▶ [Assignment 1 release on Jan 18](#)
- week 4, Jan 27/30:
  - ▶ Exact inference
  - ▶ Message passing
  - ▶ [Assignment 1 due on Feb 2](#)

# Provisional Calendar (cont'd)

- week 5, Feb 3/6:
  - ▶ Sampling I
  - ▶ Sampling II
  - ▶ Assignment 2 release on Feb 3
- week 6, Feb 10/13:
  - ▶ Hidden Markov models
  - ▶ Variational inference I
  - ▶ Assignment 2 due on Feb 16
- week 7:
  - ▶ Reading week
- week 8, Feb 24/27:
  - ▶ Midterm exam on Feb 24/27
  - ▶ Assignment 3 release on Mar 3
- week 9, Mar 3/6:
  - ▶ Variational inference II
  - ▶ Variational autoencoders

# Provisional Calendar (cont'ed)

- week 10, Mar 10/13:
  - ▶ Embeddings
  - ▶ Attention
- week 11, Mar 17/20:
  - ▶ Sparse Autoencoders
  - ▶ Constrained Decoding
  - ▶ Assignment 3 due on Mar 16
  - ▶ Assignment 4 release Mar 17
- week 12, Mar 24/27:
  - ▶ Speculative Decoding
  - ▶ Diffusion models I
  - ▶ Assignment 4 due on Mar 30
- week 13, Mar 31/April 3 :
  - ▶ Diffusion models II
  - ▶ Final exam review
- TBD: Final Exam

# What is machine learning?

- Often, it is difficult to program the correct behavior by hand
  - ▶ recognizing people and objects
  - ▶ understanding human speech
  - ▶ system needs to adapt to a changing environment (e.g. spam detection)
- Machine learning approach: program an algorithm to automatically learn from data, or from experience.

# What is machine learning?

- It is similar to statistics...
  - ▶ Both try to uncover patterns in data.
  - ▶ Both share many of the same core algorithms and models.
  - ▶ Both draw heavily on calculus, probability, and linear algebra.
- But machine learning is not statistics!
  - ▶ Statistics is more concerned with helping scientists and policymakers draw good conclusions; ML is more concerned with building autonomous agents.
  - ▶ Statistics puts more emphasis on interpretability and mathematical rigour; ML puts more emphasis on predictive performance, scalability, and autonomy.

# What is machine learning?

- Types of machine learning

- ▶ **Supervised learning:** Given input-output pairs  $(x^{(i)}, y^{(i)})$ , the goal is to learn the mapping  $f$  from inputs  $x$  to outputs  $y$ .
- ▶ **Unsupervised learning:** Given unlabeled data instances  $x^{(i)}$ , the goal is to find relations among inputs, which can be used for making predictions, decisions. The objective can vary.
- ▶ **Semi-supervised learning:** We are given only a limited amount of labeled data, i.e.  $(x^{(i)}, y^{(i)})$  pairs, but lots of unlabeled  $x^{(i)}$ 's.
- ▶ **Reinforcement learning:** learning system receives a reward signal, tries to learn to maximize the reward signal.

Note that these are all just special cases of estimating distributions from data:  $p(y|x)$ ,  $p(x)$ ,  $p(x, y)$ ! This is the main focus of this course.

# History of machine learning

- 1957 — Perceptron algorithm (implemented as a circuit!)
- 1959 — Arthur Samuel wrote a learning-based checkers program that could defeat him
- 1969 — Minsky and Papert's book *Perceptrons* (limitations of linear models)
- 1980s — Some foundational ideas
  - ▶ Connectionist psychologists explored neural models of cognition
  - ▶ 1984 — Leslie Valiant formalized the problem of learning as PAC learning
  - ▶ 1988 — Backpropagation (re-)discovered by Geoffrey Hinton and colleagues
  - ▶ 1988 — Judea Pearl's book *Probabilistic Reasoning in Intelligent Systems* introduced Bayesian networks



# History of machine learning

- 1990s — the “AI Winter”, a time of pessimism and low funding
- But looking back, the '90s were also a golden age for ML research
  - ▶ Markov chain Monte Carlo
  - ▶ variational inference
  - ▶ kernels and support vector machines
  - ▶ boosting
  - ▶ convolutional networks
- 2000s — applied AI fields (vision, NLP, etc.) adopted ML
- 2010s — deep learning
  - ▶ 2010–2012 — neural nets smashed previous records in speech-to-text and object recognition
  - ▶ increasing adoption by the tech industry
  - ▶ 2016 — AlphaGo defeated the human Go champion
  - ▶ 2020 – Self-driving cars, etc.
  - ▶ 2023 – Chatgpt, Image Generation
  - ▶ 2024 – Multi Modal LLMs, Video Generation

Computer vision: Object detection, semantic segmentation, pose estimation, and almost every other task is done with ML.




Figure 4. More results of Mask R-CNN on COCO test images, using ResNet-101-FPN and running at 5 fps, with 35.7 mask AP (Table 1).



DAQUAR 1553  
**What is there in front of the sofa?**  
 Ground truth: table  
 IMG+BOW: **table (0.74)**  
 2-VIS+BLSTM: **table (0.88)**  
 LSTM: **chair (0.47)**



COCOQA 5078  
**How many leftover donuts is the red bicycle holding?**  
 Ground truth: three  
 IMG+BOW: **two (0.51)**  
 2-VIS+BLSTM: **three (0.27)**  
 BOW: **one (0.29)**

Instance segmentation - [▶ Link](#)

Speech: Speech to text, personal assistants, speaker identification...



NLP: Translation, sentiment analysis, topic modeling, spam filtering.

## Real world example:

*The New York Times*

LDA analysis of 1.8M New York Times articles:

music band songs rock album jazz pop song singer night	book life novel story books man stories love children family	art museum show exhibition artist artists paintings painting century works	game knicks nets points team season play games night coach	show film television movie series says life man character know
theater play production show stage street broadway director musical directed	clinton bush campaign gore political republican dole presidential senator house	stock market percent fund investors funds companies stocks investment trading	restaurant sauce menu food dishes street dining dinner chicken served	budget tax governor county mayor billion taxes plan legislature fiscal

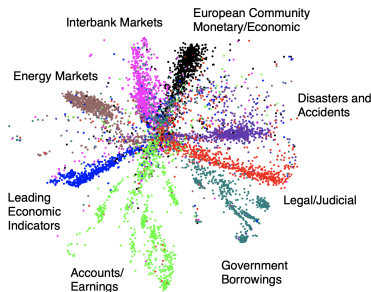
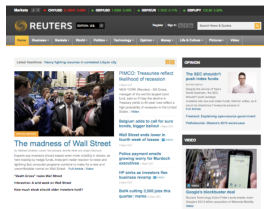
# Finding Structure in Data

Take a large newswire corpus, for example. A simple model based on the word counts of webpages

$$P(x) = \frac{1}{Z} \sum_h \exp[x^\top W h]$$




could learn to discretize data into topics. In this case, our topics are our **hidden** (or **latent**) variables.

Vector of word counts  
on a webpage






# E-commerce & Recommender Systems : Amazon, Netflix, ...

Inspired by your shopping trends



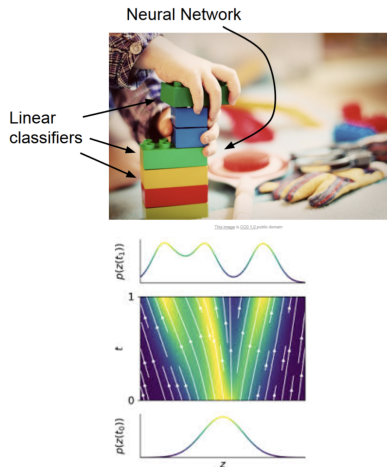
Related to items you've viewed [See more](#)



# Why this class?

- This class compliments CSC 311.
- We discuss fundamental probabilistic ideas in ML.
- Probabilistic latent variable models and decision theory can cover a wide range of machine learning models.
- **This is ~~not~~ *slightly* a deep learning course!** We will focus on the intersection of PML and Deep Learning

# What can you build with these tools?



- Naive Bayes, Mixture of Gaussians, Logistic Regression, Bayesian Linear Regression, Hidden Markov Models, Factor Analysis
- Neural network classifiers, LSTMs, RNNs, Transformers, Convnets, Neural ODEs
- Variational Autoencoders, Generative Adversarial Networks, Normalizing Flows, Diffusion Models, Faster LLMs, More Accurate LLMs
- ...



# Implementing machine learning systems

There are many neural net frameworks, e.g. PyTorch, TensorFlow. Why it is useful to study the **fundamentals** of machine learning?

The fundamentals gives you:

- a better understanding of how different algorithms and models work, and how to choose the appropriate ones for a given task.
- a deeper understanding of the mathematical and statistical concepts used in ML, and so a stronger foundation in the field.
- a way to more effectively use systems such as PyTorch or TensorFlow, and customize and fine-tune their models in more sophisticated ways.

# Questions?

?

## Second part of the lecture

- Overview of probabilistic models
- Maximum likelihood estimation (MLE)
- Sufficient statistics
- Exponential families

# Overview of probabilistic models

- Consider a random vector

$$X = (X_1, X_2, \dots, X_d)$$

that is either observed or partially observed.

- We want to model the relationship between these variables.
- Probabilistic generative models: relate all variables by their joint probability distribution  $p(x) = p(x_1, x_2, \dots, x_d)$ .

# Our objective

Suppose there is a true joint  $p_*$  which can be approximated by our model  $\mathcal{P}$  (Find  $p \approx p_*$  where  $p \in \mathcal{P}$ ).

This course will investigate

- how we should specify a set of distributions  $\mathcal{P}$ ,
- what it means for  $p$  to well approximate the true distribution  $p_*$ ,
- how we can find a reasonable  $p \in \mathcal{P}$  efficiently.
- useful modelling assumptions, e.g. conditional independence.

These problem are studied in other statistics courses but here we focus on scalability and autonomy.

# A Probabilistic Perspective on ML Tasks

With this perspective, we can think about common machine learning tasks differently, where random variables represent:

- input data  $x$  (generally high dimensional),
- discrete outputs (“labels”)  $c$  (e.g.  $\{0, 1\}$ ),
- or continuous outputs  $y$  (e.g.  $y$  is daily temperature).

If we have the joint probability over these random variables, e.g.  $p(x, y)$  or  $p(x, c)$ , we will see later that we can use it for familiar ML tasks:

- **Regression:**  $p(y|x) = p(x, y)/p(x) = p(x, y)/\int p(x, y)dy$
- **Classification / Clustering:**  $p(c|x) = p(x, c)/\sum_c p(x, c)$

## Example: Supervised Classification

We observe pairs of "input data" and "class labels",

$$\{x^{(i)}, c^{(i)}\}_{i=1}^N \stackrel{i.i.d.}{\sim} p(x, c).$$

The supervised classification problem will be to learn a distribution over class labels given new input data:

$$p(c|x) = p(x, c) / \sum_c p(x, c)$$

- **Discriminative models:** deal only with  $p(c|x)$ .
- **Generative models:** deal with  $p(c, x)$ .

# Applying conditional probability

Someone doesn't hold the door for you on the way to class, do they dislike you?



# Applying conditional probability

Someone doesn't hold the door for you on the way to class, do they dislike you? Maybe?

- Let  $L$  be the random variable that someone dislikes you
- Let  $D$  be the random variable of someone holding the door for you
  - ▶  $p(L = 0|D = 0)$

# Applying conditional probability

Someone doesn't hold the door for you on the way to class, do they dislike you? Maybe?

- Let  $L$  be the random variable that someone dislikes you
- Let  $D$  be the random variable of someone holding the door for you
  - ▶  $p(L = 0|D = 0)$
- What if they had a bad day?
  - ▶  $p(L = 0|D = 0, B = 1)$

# Applying conditional probability

Someone doesn't hold the door for you on the way to class, do they dislike you? Maybe?

- Let  $L$  be the random variable that someone dislikes you
- Let  $D$  be the random variable of someone holding the door for you
  - ▶  $p(L = 0|D = 0)$
- What if they had a bad day?
  - ▶  $p(L = 0|D = 0, B = 1)$
- What if they didn't see you?
  - ▶  $p(L = 0|D = 0, B = 1, S = 0)$
- Not as easy to calculate if you don't know all the variables.

# Observed vs Unobserved Random Variables

Supervised classification: datasets include input data and class labels

- **Supervised Dataset:**  $\{x^{(i)}, c^{(i)}\}_{i=1}^N \sim p(x, c)$ .

In this case, the class labels are **observed**.

Unsupervised classification: the data still generated from  $p(x, c)$  but instead of the pair  $\{x^{(i)}, c^{(i)}\}$  we observe only  $x^{(i)}$ .

What is the probability of observing  $x^{(i)}$ ?

- **Unsupervised Dataset:**  $\{x^{(i)}\}_{i=1}^N \sim p(x) = \sum_c p(x, c)$ .

The common way to call an unobserved discrete class is "cluster".

Possible complication if the numbers of clusters unknown.

# Desiderata of Probabilistic Models

In order to learn  $p_*$  from data  $\{x^{(i)}\}$ , we make modelling assumptions:

1. **IID data:** We almost always assume that samples  $x^{(i)}$  are i.i.d.
2. **“Parametrized” distributions:** The distribution comes from a parametrized family  $\mathcal{P} = \{p(x|\theta) : \theta \in \Theta\}$ . This reduces the complexity of our search space to the complexity of  $\Theta$ .
  - ▶ e.g.  $\mathcal{P} = \{p(x|\theta) = N(\theta, 1) : \theta \in \mathbb{R}\}$ , Gaussian distributions with variance 1 and centered around  $\theta \in \mathbb{R}$ .
  - ▶  $\Theta$  may still be **very** high dimensional.

# Likelihood function

- Let  $x^{(i)} \sim p(x|\theta_*)$  for  $i = 1, \dots, N$  be i.i.d. random variables.
- The joint of  $\mathcal{D} = \{x^{(1)}, x^{(2)}, \dots, x^{(N)}\}$  is  $p(\mathcal{D}|\theta_*) = \prod_i p(x^{(i)}|\theta_*)$ .
- Assume we observe data  $\mathcal{D}$  and  $\theta_*$  is unknown.
- The likelihood function:

$$\mathcal{L}(\theta; \mathcal{D}) = p(\mathcal{D}|\theta) = \prod_i p(x^{(i)}|\theta)$$

- The log-likelihood function:

$$\ell(\theta; \mathcal{D}) = \log \mathcal{L}(\theta; \mathcal{D}) = \sum_i \log p(x^{(i)}|\theta)$$

Note: If  $x$  is discrete,  $\mathcal{L}(\theta; \mathcal{D})$  is the probability of observing  $\mathcal{D}$  if it was generated from  $p(x|\theta)$ .

# Maximum Likelihood Estimation

How to estimate the true parameter  $\theta_*$ ?

- Very intuitive idea: pick parameter values which were most likely to have generated the data

$$\hat{\theta}_{MLE} = \operatorname{argmax}_{\theta} \ell(\theta; \mathcal{D}) = \operatorname{argmax}_{\theta} \mathcal{L}(\theta; \mathcal{D})$$

Maximizing the log-likelihood is typically easier.

# MLE Example: Bernoulli distribution

- Let  $x^{(i)}$  represent the result of the  $i$ th coin flip

$x^{(i)} = 1$  , if heads with probability  $\theta \in (0, 1)$

$x^{(i)} = 0$  , if tails with probability  $(1 - \theta)$

- The log-likelihood function is

$$\begin{aligned}\ell(\theta; \mathcal{D}) &= \log p(\mathcal{D}|\theta) = \log \prod_{i=1}^N \theta^{x^{(i)}} (1 - \theta)^{(1-x^{(i)})} \\ &= \sum_{i=1}^N \left( x^{(i)} \log(\theta) + (1 - x^{(i)}) \log(1 - \theta) \right) \\ &= \left( \sum_{i=1}^N x^{(i)} \right) \log \theta + \left( N - \sum_{i=1}^N x^{(i)} \right) \log(1 - \theta)\end{aligned}$$



## MLE Example: Bernoulli distribution

We maximize

$$\ell(\theta; \mathcal{D}) = \left( \sum_{i=1}^N x^{(i)} \right) \log \theta + \left( N - \sum_{i=1}^N x^{(i)} \right) \log(1 - \theta)$$

by solving

$$\frac{\partial \ell(\theta; \mathcal{D})}{\partial \theta} = \frac{\sum_{i=1}^N x^{(i)}}{\theta} - \frac{\left( N - \sum_{i=1}^N x^{(i)} \right)}{1 - \theta} = 0,$$

which gives

$$\hat{\theta}_{\text{MLE}} = \frac{1}{N} \sum_{i=1}^N x^{(i)}.$$

(this stationary point is a maximum)

# Sufficient statistics

- In the previous example, the only aspect of our data that affects the likelihood is the counts  $\sum_{i=1}^N x^{(i)}$ .
- A **sufficient statistic** is a statistic that conveys exactly the same information about the parameter as the entire data.
- Fisher-Neyman Factorization Theorem:  $T(x)$  is a sufficient statistics for the parameter  $\theta$  in the parametric model  $p(x|\theta)$  iff

$$p(x|\theta) = h(x)g_{\theta}(T(x))$$

for some functions  $h$  (does not depend on  $\theta$ ) and  $g_{\theta}$ .

# Exponential families

- Density of a member of exponential families is of the form

$$p(x|\eta) = h(x) \exp\{\eta^\top T(x) - A(\eta)\},$$

where

$T(x)$  : sufficient statistics

$\eta$  : natural parameter

$A(\eta)$  : log-partition function

$h(x)$  : carrying measure

- Notice that in the exponent, natural parameter interacts with the data only through the sufficient statistics.
- Examples: the (multivariate) Gaussian distribution, gamma, exponential, chi-squared, beta, Dirichlet, Poisson, geometric.

# Some applications

Exponential families have many important applications:

- Many known distributions are EFs.
- Basis for **generalized linear models** (e.g. logistic regression).
- Widely used in multivariate statistics and spatial statistics, e.g., undirected graphical models or the Ising model.
- Many random graph models are exponential families.
- EFs arise as the solution of interesting optimization problems.

The theory of EFs relies heavily on convex analysis.

# 1-sample example: Bernoulli distribution

We can write this distribution as an exponential family

$$\begin{aligned}p(x|\theta) &= \theta^x (1 - \theta)^{1-x} \\&= \exp\{x \log(\theta) + (1 - x) \log(1 - \theta)\} \\&= \exp\{x \log(\frac{\theta}{1-\theta}) + \log(1 - \theta)\}\end{aligned}$$

Here,

$$T(x) = x$$

$$\eta = \log(\frac{\theta}{1-\theta})$$

$$A(\eta) = \log(1 + e^\eta)$$

$$h(x) = 1$$

Notice that  $A'(\eta) = \frac{e^\eta}{1+e^\eta} = \theta$  is the mean of  $T(X) = X$  and  $A''(\eta) = \frac{e^\eta}{(1+e^\eta)^2} = \theta(1 - \theta)$  is the variance of  $X$ .

## Mean of sufficient statistics

Moments of exponential families can be easily computed using the log-partition function. Let  $X \sim p(x|\eta)$  and denote by  $A'(\eta) = dA(\eta)/d\eta$

$$\begin{aligned}\mathbb{E}[T(X)] - A'(\eta) &= \int T(x)p(x|\eta)dx - A'(\eta) \\ &= \int \{T(x) - A'(\eta)\}h(x) \exp\{\eta^\top T(x) - A(\eta)\}dx \\ &= \int \frac{d}{d\eta} \left( h(x) \exp\{\eta^\top T(x) - A(\eta)\} \right) dx \\ &= \frac{d}{d\eta} \int p(x|\eta)dx \\ &= \frac{d}{d\eta} 1 = 0.\end{aligned}$$

Thus, we conclude that  $\mathbb{E}_\eta[T(X)] = A'(\eta)$ .

The variance  $\text{var}_\eta(T(X))$  can be computed similarly.

# MLE for general Exponential Families

Recall:  $p(x|\eta) = h(x) \exp\{\eta^\top T(x) - A(\eta)\}$ .

After observing data  $\mathcal{D}$  with  $N$  samples, we write the log-likelihood:

$$\ell(\eta; \mathcal{D}) = \log p(\mathcal{D}; \eta) = \sum_{i=1}^N \log h(x^{(i)}) + \eta^\top \sum_{i=1}^N T(x^{(i)}) - NA(\eta)$$

For the MLE derivation we solve:

$$\ell'(\eta; \mathcal{D}) = \sum_{i=1}^N T(x^{(i)}) - NA'(\eta) = 0$$

The MLE for the natural parameters  $\eta$  of a general exponential family:

$$\hat{\eta}_{\text{MLE}} \text{ that solves } A'(\hat{\eta}_{\text{MLE}}) = \frac{1}{N} \sum_{i=1}^N T(x^{(i)}).$$

Note: This equation may not have an explicit solution but the solution always corresponds to the global maximum.

# Summary

- Probabilistic models are our main tool in machine learning.
- We make modelling assumptions (i.i.d., parametric models) for tractability. MLE is one example.
- Exponential families are useful parametric models that provide a general framework.
- More on them when we cover Markov random fields.



# Questions?

?